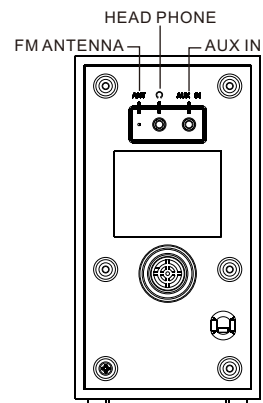
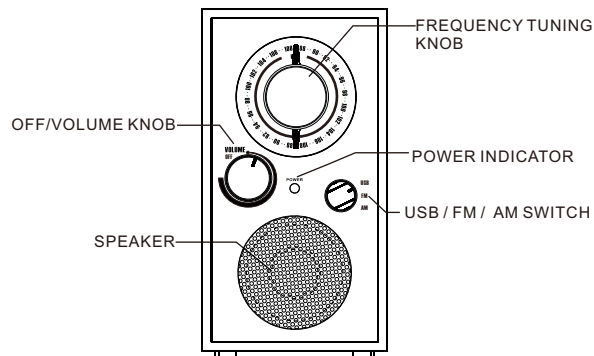


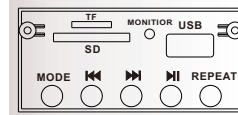
# INSTRUCTION MANUAL

## WOODEN RADIO

Model H5021



### Mp3 PLAY



1. Turn the switch to USB and turn the volume knob open the power.
2. Insert USB disk into the USB socket, it works immediately if Mp3 available in the U disk, the unit will check the SD/MMC/TF socket automatically if there is no USB, and will play the available Mp3 immediately if with SD/MMC/TF card inserted. Press **||** one time to pause and twice to player, repeat the operation until press REPEAT to stop. Press **◀** for the last music and **▶** for next.
3. Press Mode button to choose USB/SD/MMC/TF/AUX.

### OPERATION

1. Be Sure the power cable is connect with the power outlet.
2. Place the radio on flat and open area for best reception.
3. Switch on the radio and select between FM / AUX. The power indicator will light up.
4. Adjust the volume by turning the volume knob.
5. Adjust the Tuning Knob for desired station.
6. Reception can be improved by extending the FM wire Antenna.

- "The apparatus shall not be exposed to dripping or splashing and that no objects filled with liquids, such as vases, shall be placed on apparatus."

- "To be completely disconnect the power input, the mains plug of apparatus shall be disconnected from the mains." as the disconnect devices is the mains plug of apparatus.

- "The mains plug of apparatus should not be obstructed OR should be easily accessed during intended use."

- \* minimum 20mm distances around the apparatus for sufficient ventilations.
- \* the ventilation should not be impeded by covering the ventilation openings with items such as newspaper, table-cloths, curtains etc.
- \* no naked flame sources such as lighted candles should be placed on the apparatus.
- \* attention should be drawn to the environmental aspects of battery disposal
- \* the use of apparatus in moderate climates